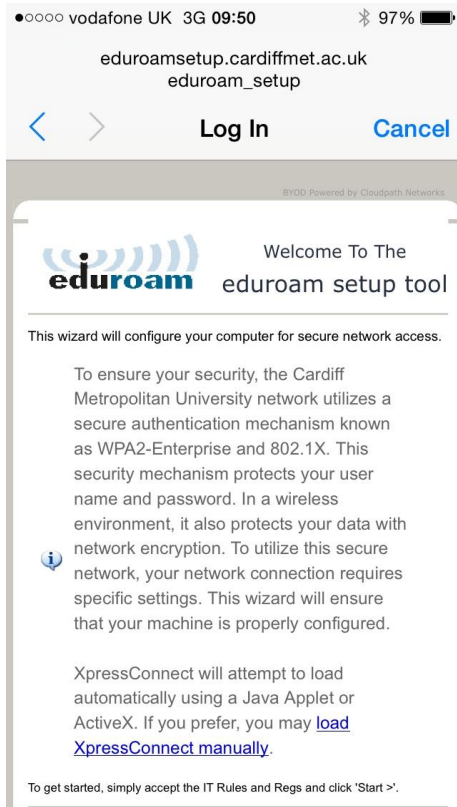


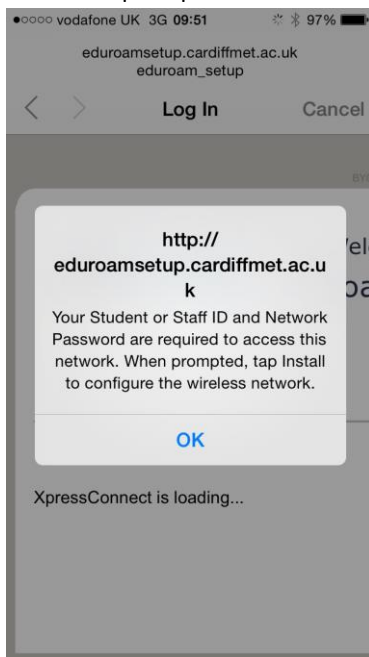
# eduroam CONNECTION INSTRUCTIONS

## IPHONE 5 (IOS7)

- Connect to eduroam\_setup, your web browser will automatically open and display the eduroam setup welcome screen. Click start to accept the IT Rules and Regulations



- Click ok at prompt

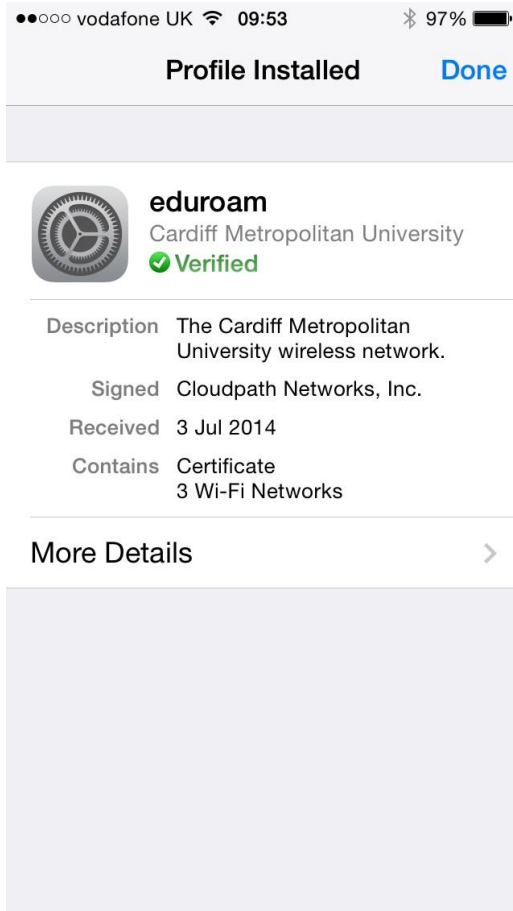


- Click install to setup the eduroam profile



- Click install now to install root cert. This helps to secure the eduroam network
- When prompted enter your student or staff ID in the username box **followed by @cardiffmet.ac.uk** (e.g. [st12345678@cardiffmet.ac.uk](mailto:st12345678@cardiffmet.ac.uk) or [sm12345@cardiffmet.ac.uk](mailto:sm12345@cardiffmet.ac.uk)). Enter your network password in the password box and click next

- Click done when the profile is installed and you will be connected to the eduroam network.



- You should now check to make sure that your device has forgotten the eduroam\_setup network as you no longer need it.

If you have any difficulty then please contact the IT Helpdesk on extension 7000, or by emailing [ithelpdesk@cardiffmet.ac.uk](mailto:ithelpdesk@cardiffmet.ac.uk). IT advisors are also available at the Learning Centres to help you with any difficulties.