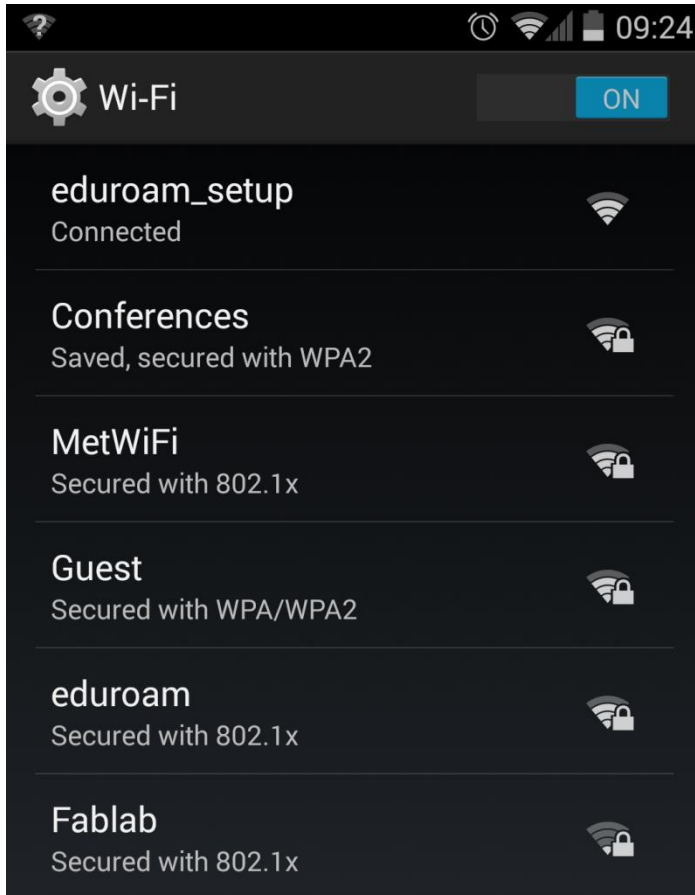

eduroam CONNECTION INSTRUCTIONS

ANDROID PHONE

The following instructions were created using a Google Nexus 5. Due to the nature of Android devices your screenshots may look slightly different to the below.

- Firstly you will need to download the free Xpress Connect app from the Google Play store using your mobile data network (3G, 4G).
- Connect to the eduroam_setup wireless network



- Open the previously installed Xpress Connect app. You will be asked to accept the terms of the Electronic Communications Policy. Click Start to continue.



Welcome To The
eduroam setup tool

The wizard will configure your computer for secure network

To ensure your security, the Cardiff Metropolitan University network utilizes a secure authentication mechanism known as WPA2-Enterprise and 802.1X. This security mechanism protects your user name and password. In a wireless environment, it also protects your data with network encryption. To utilize this secure network, your network connection requires specific settings. This wizard will ensure that your machine is properly configured.

XpressConnect will attempt to load automatically using a Java Applet or ActiveX. If you prefer, you may [load XpressConnect manually](#).

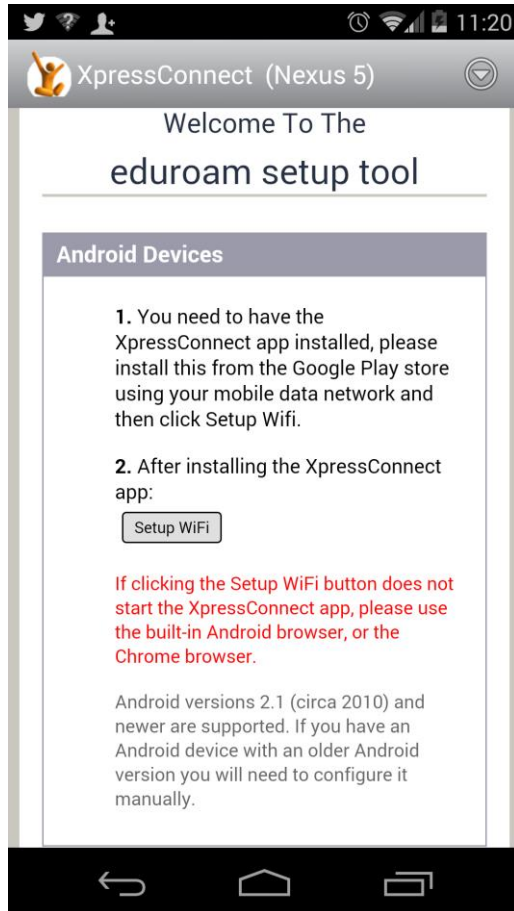
Accepted, simply accept the Electronic Communications Policy and click 'Start >'.

I accept the terms of the [Electronic Communications Policy](#).

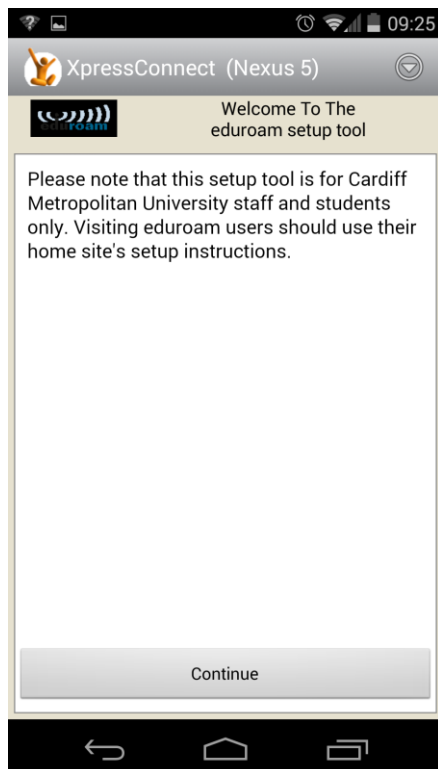
Start >



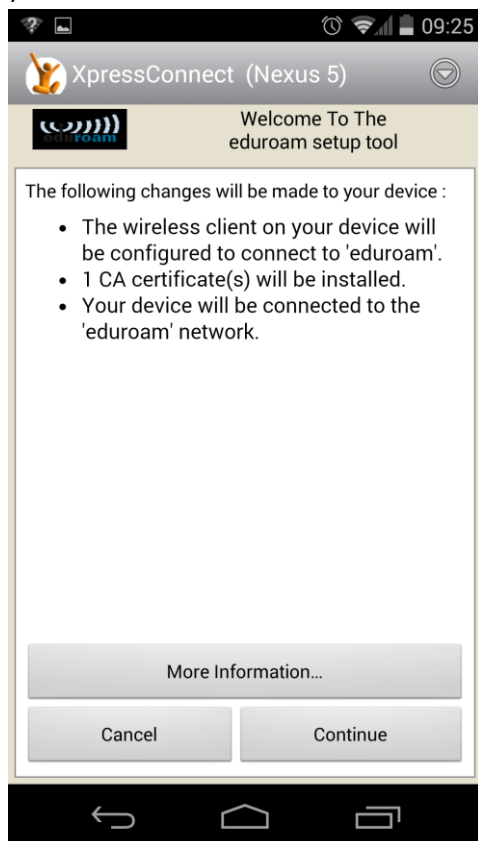
- On the next screen click Setup Wifi



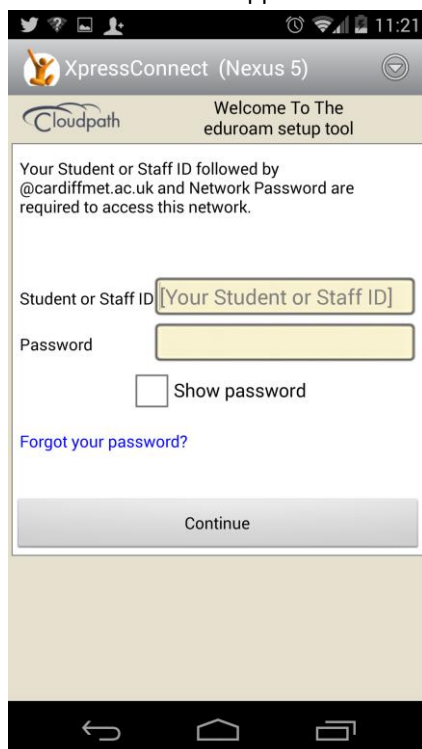
- Click continue on the next screen.



- The following screen will give you a brief overview of the changes that the setup tool will make to your device. Click Continue.



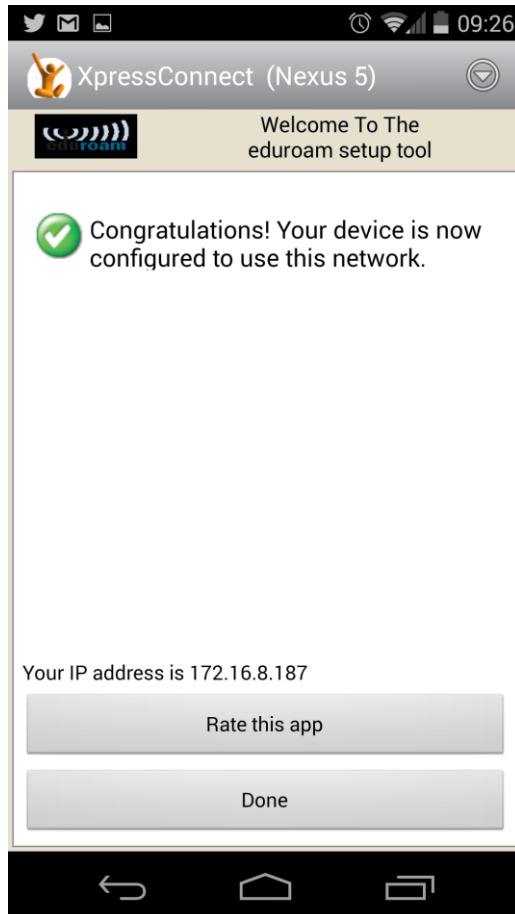
- Enter your staff or student ID number (eg st12345678) and network password in the boxes provided. You will see that the app will automatically add @cardiffmet.ac.uk to the ID.



- At this point you may be asked to setup some security on your device if it doesn't already have this enabled. This might be a pin code, a password to protect the credentials or a screen lock, depending

on your device. This is necessary to protect your Cardiff Met credentials when they are stored on this device.

- You will now be connected to the network



If you have any difficulty then please contact the IT Helpdesk on extension 7000, or by emailing ithelpdesk@cardiffmet.ac.uk. IT advisors are also available at the Learning Centres to help you with any difficulties.